

JENBACHER SCR & OXIDATION CATALYST

We can help you comply with emission regulations for pipeline gas and biogas-fueled engines¹ of type 3, 4 and 6

The Jenbacher selective catalytic reduction (SCR) & oxidation catalyst by INNIO now makes it even easier to comply with your country's emissions regulations.

Benefit from the space-saving modular design that enables custom configuration for your plant. Our OEM solution—designed for engines type 3, 4 and 6—has a fully integrated and optimized control function for monitoring and reporting in our DIA.NE XT4 engine control system. This gives our customers a clear overview of engine data via our myPlant Performance Software².

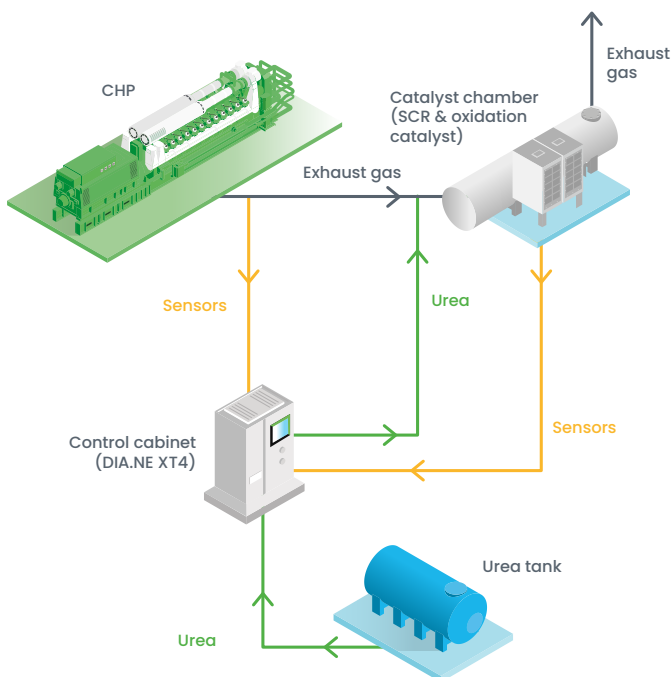
INNIO makes it easier to comply with your country's emissions regulations for carbon monoxide (CO), formaldehyde (CH₂O), nitrogen oxides (NO_x) and noise with full integration of exhaust gas aftertreatment control into the Jenbacher DIA.NE XT4 engine control system.

A range of different sizes (1.0, 1.4 and 2.0 m in diameter), tailored for the Jenbacher products, flexible connections (radial/axial, 0–360° positioning), featuring an integrated primary silencer specifically for new plants or the space-saving box version, which is optimized for retrofitting, allow flexible adaptation to the specific plant requirements.

The Jenbacher SCR & oxidation catalyst, which generally consists of a urea supply, a urea dosing system, a catalyst system and corresponding sensors and control elements, is available in various space-saving configurations.

The term SCR refers to a technique for nitrogen oxide reduction in exhaust gases with the addition of a reducing agent. For this purpose, a urea solution is injected into the exhaust tract and evaporated, producing the required ammonia. The ammonia reacts with the nitrogen monoxide and nitrogen dioxide contained in the exhaust gas (collective term: nitrogen oxides, or NO_x for short) at the SCR catalyst honeycombs to form nitrogen and water vapor. By regulating the metered amount of urea solution, a desired NO_x conversion rate or target NO_x emissions can be achieved.

An oxidation catalyst is often installed downstream of the SCR catalyst. This converts carbon monoxide, formaldehyde, and unreacted ammonia without a reactant.



¹ Acc. to TA 1000 – 0300; other gas types on request

² Requires Jenbacher NO_x sensors

Extensive customer benefits

Major advantage is the integrated control and reporting function, which makes it easy to prove emission compliance.

Our technology

- Reduces CO, CH₂O, NO_x and noise emissions
- Offers a complete OEM solution for engine and exhaust gas aftertreatment from a single source:
 - Control and monitoring/reporting function integrated in INNIO's Jenbacher proven DIA.NE XT 4 engine control system
 - Automated emission report generation and measurement data storage (e.g. according to VDMA standard sheet 6299)
 - Remote access via INNIO's myPlant Performance Software² for continuous real-time monitoring/reporting function
- Provides high flexibility in system integration

Step by step expansion and upgrading of existing installations possible

Our scope of supply


- Housing with or without integrated silencer
- SCR catalyst elements
- Oxidation catalyst elements
- Urea dosing equipment
- Urea injection pipe
- Monitoring (T, Δp, NO_x)
- Controls (hardware and software)

Optional scope of supply


Container with urea tank and dosing equipment, urea tank, trace heating, pre-cooler, insulation, secondary silencer, cabling and installation etc. per your requirements.



DIA.NE XT 4: Control and monitoring of emissions, easy export as PDF



SCR & oxidation catalyst with silencer (Ø2.0 m): Integrated solution for emission and noise reduction



SCR & oxidation catalyst Box (Ø1.0 m): This configuration without a silencer is ideal for retrofitting and for limited space



Contact us:
jenbacher.com/en/contact

Find your local support online: jenbacher.com/en/services/field-service
For more information, visit INNIO Group's website at innio.com

Follow INNIO Group and its brands on X (formerly known as Twitter) and in

© Copyright 2024 INNIO. Information provided is subject to change without notice.
All values are design or typical values when measured under laboratory conditions.

INNIO, Jenbacher, Waukesha, and myPlant are trademarks or registered trademarks of the INNIO Group, or one of its subsidiaries, in the European Union, the United States and in other countries. For a list of INNIO Group trademarks, please click [here](#). All other trademarks and company names are the property of their respective owners.